

GWM

ORA 07

MORE THAN STUNNING





EMBRACING INNOVATION TODAY TO DRIVE TOWARDS A SUSTAINABLE FUTURE

Great Wall Motor (GWM) stands at the forefront of the electric vehicle (EV) revolution, leading the charge towards a more sustainable and innovative future. With a commitment to manufacturing electric vehicles that blend stunning aesthetics with advanced technology and intelligent systems, GWM is not just creating cars; it is paving the way for a new era of environmental responsibility and unparalleled vehicle performance.

As one of the pioneers in the EV industry, GWM is reshaping our environmental footprint, propelling us towards unprecedented heights of sustainable mobility. This commitment positions GWM not merely as a manufacturer but as a visionary force, sculpting a future where electric mobility enriches our lives and safeguards our planet.

The images shown are for illustration purposes only and may not be the exact representation of the product.



WHEN EXHILARATING SPEED IS GRACE IN MOTION

ACCELERATION

0 TO 100 KM/H IN 4.3s*

RANGE

640 KM**

DC FAST CHARGING (30% TO 80%)
32 MINUTES

BATTERY CAPACITY
83.499 kWh

With its sleek design, advanced intelligent systems, and uncompromised safety features, the GWM ORA 07 is crafted to inspire and empower its drivers. It stands as a testament to what is possible when technology meets environmental stewardship, setting new benchmarks in the automotive industry and enriching lives with every mile. As we chart a course towards sustainability, the GWM ORA 07 drives us closer to a future where efficiency, safety, and elegance converge.

The GWM ORA 07 is an embodiment of harmony between design and performance, crafting a narrative where speed coexists with elegance. This electric marvel redefines what it means to be an electric coupe, providing an experience that is as economical as it is luxurious. Its heart beats to the rhythm of adventure, offering drivers the thrill of accelerating from 0 to 100 km/h in just 4.3 seconds.

*Exclusively for Performance variant only

**Exclusively for Long Range Ultra variant only

The images shown are for illustration purposes only and may not be the exact representation of the product.



ULTRA-LOW DRAG

An aerodynamic optimisation with a Cd of 0.22.

A CAPTIVATING IMPRESSION OF STYLE AND DYNAMISM

GWM ORA 07 is a complete stunner on the road that melds beauty and sportiness. The closed grille design and oval-shaped headlights bring out the elegance of GWM ORA 07's overall retro outlook. It features intrinsic aerodynamic details, enabling a more fluid and silent journey on the road.

The images shown are for illustration purposes only and may not be the exact representation of the product.



PANORAMIC GLASS ROOF

A new 1.7m² perspective for scenic views.



FRAMELESS DOORS

Its curvy and double layered side windows create a dynamic and graceful look.



INDUCTIVE ELECTRIC TAILGATE

A spacious space to store your belongings.



3.3kW VEHICLE-TO-LOAD (V2L)

Provide power to external accessories on outdoor occasions.



ELECTRIC REAR SPOILER

Enhances aerodynamic performance when activated.



A SOPHISTICATED TOUCH THAT SPARKS PURE LUXURY

The GWM ORA 07 meticulously blends time-honoured design elements with a modern flair, making every ride a style statement. Inside, the minimalist approach to the interior complements the vehicle's sleek exterior, enhancing both aesthetics and functionality. Infused with elements reminiscent of a sports car and finished with premium leather upholstery, it envelops drivers and passengers in an environment that radiates luxury, ensuring an unmatched driving experience that is as visually pleasing as it is comfortable.



Elegance that elevates luxury.



LUXURIOUS LEATHER SEATINGS
Designed with ergonomics in mind.



THOUGHTFUL MINIMALIST DESIGN
A modest look full of practical features.

STATE-OF-THE-ART FEATURES THAT WEIGHT PRACTICALITY

Beyond its captivating looks, the GWM ORA 07 is equipped with a suite of advanced features designed to enhance driving pleasure and comfort to new heights. Tailored with user-centric ergonomic designs, it ensures that both driver and passengers enjoy unparalleled ease and convenience. From the sophisticated entertainment system that transforms every drive into an enjoyable journey to the meticulously crafted seating that offers the ultimate in comfort, the GWM ORA 07 redefines the essence of practical luxury.



DUAL FRONT SEATS WITH MASSAGE FUNCTION AND AIR VENTILATION SYSTEM

Smart seat design for ultimate comfort and stress relief.



ROTATING CONTROL PANELS

A user-friendly design to control internal systems.



11 INFINITY SPEAKERS

An immersive audio experience on the ride.



12.3" COLOURED MULTITOUCH SCREEN

An infotainment system that supports Wireless Apple CarPlay and Android Auto.



All to Accommodate Your Driving Enjoyment



BEAUTY LAMP

A lighted mirror for makeup application.



50W WIRELESS CHARGING

Fully recharge your phone with a drink by your side.



PEAK PERFORMANCE FOR AN UNLIMITED DISTANCE

What makes GWM ORA 07 so impressive is its unparalleled performance, which amplifies the vehicle's speed and dynamism. With a powerful engine, driving becomes a thrilling experience that enables you to travel farther and overcome resistance.

ACCELERATION

0 TO 100 KM/H IN 4.3s

TOP SPEED

180 KM/H

MAX POWER / TORQUE

408 PS / 680 NM

TYRES

19" MICHELIN PILOT SPORT EV

5 + 1 DRIVING MODE

NORMAL / WELL BEING / INDIVIDUAL / ECO / SPORT / **SPORT+ (TURBO MODE)**

DRIVETRAIN

ALL-WHEEL DRIVE



Exclusively for Performance variant only

The images shown are for illustration purposes only and may not be the exact representation of the product.

STRENGTH BEYOND COMPARISON, DURABILITY ABOVE ALL

Safety is of utmost priority for GWM ORA 07. The cage-style high-strength body has a high resistance to external damage and ensures the vehicle structure does not collapse. The 6 airbags inflate automatically during an emergency to protect passengers against further injuries.

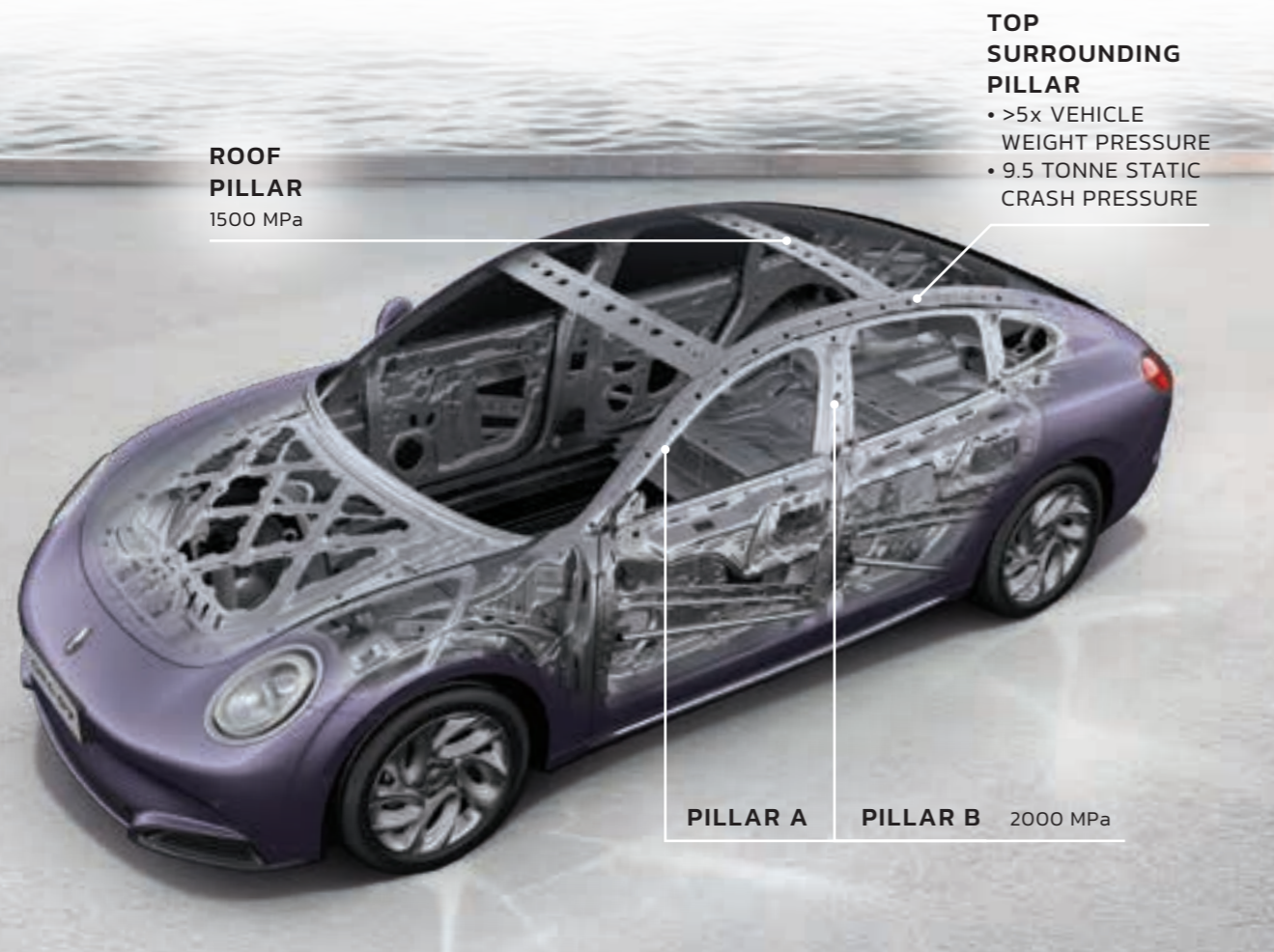
CAGE-STYLE HIGH-STRENGTH BODY

77.6%
FULL-VEHICLE HIGH-STRENGTH
MATERIALS PROPOSITION

30.6%
HIGH-STRENGTH
STEEL

29.4%
ULTRA-HIGH
STRENGTH STEEL

17.6%
HOT PRESS
FORMING STEEL




**ROOF
PILLAR**
1500 MPa

**TOP
SURROUNDING
PILLAR**
• >5x VEHICLE
WEIGHT PRESSURE
• 9.5 TONNE STATIC
CRASH PRESSURE

PILLAR A PILLAR B 2000 MPa

The images shown are for illustration purposes only and may not be the exact representation of the product.



**FIVE-FOLD SYSTEM
SAFETY PROTECTION**

PERFECT FUSION OF AESTHETICS AND SAFETY



INTERSECTION COLLISION CHALLENGE



WATCH VIDEO



CHINA'S FIRST INTENSE EV ROLLOVER CHALLENGE



WATCH VIDEO

UNRIVALLED INNOVATION FOR ULTIMATE SAFETY



GWM ORA 07's comprehensive suite of intelligent features is exceptionally designed for your ultimate safety and convenience. Equipped with Intelligent Driving Assistant and Active Safety systems, it ensures a smooth and carefree driving experience on the road.




A Comprehensive Safety Features for a Smoother Journey

The images shown are for illustration purposes only and may not be the exact representation of the product.



ADAPTIVE CRUISE CONTROL (ACC) WITH INTELLIGENT CRUISE ASSISTANCE (ICA)

Maintain the vehicle at a consistent speed and decelerates when cornering.



ADAS INTELLIGENT FRONT FACING CAMERA 4 x 360' SURROUNDING CAMERA 12 x ULTRASONIC SENSORS 2 x MILLIMETER WAVE RADAR



INTEGRATION INTELLIGENT PARKING (IIP) & AUTO REVERSING ASSISTANCE (ARA)

Provides automated parking assistance for effortless parking.

COMPREHENSIVE INTELLIGENT SUITE

- Adaptive Cruise Control (ACC)
- Intelligent Cruise Assistance (ICA)
- Traffic Jam Assist (TJA)
- Front Collision Warning (FCW)
- Auto Emergency Braking (AEB)
- Auto Emergency Braking-Pedestrians (AEB-P)
- Auto Emergency Braking-Bicycle (AEB-B)
- Parking Distance Control (PDC)
- Rear Cross Traffic Alert (RCTA)
- Rear Cross Traffic Braking (RCTB)
- Lane Departure Warning (LDW)
- Lane Keeping Assist (LKA)
- Emergency Lane Keeping Assist (ELK)
- Intelligent Evade (IE)
- Lane Change Assist (LCA)
- Traffic Sign Recognition (TSR)
- Overspeed Alert
- Intelligent Speed Alerting (ISA)
- Secondary Collision Mitigation (SCM)
- Emergency Signal System (ESS)
- Door Opening Warning (DOW)
- Rear Collision Warning (RCW)
- AEB Junction Assist
- Emergency Braking at Low Speed (L-AEB)
- Front Radar Auto Turn On at Low Speed
- Blind Spot Detection (BSD)
- Electronic Stability Program (ESP)
- Integration Intelligent Parking (IIP)

EXTERIOR



Grey



Purple



White

INTERIOR



Long Range Ultra: Black



Performance: Brown
Optional Upgrade for Long Range Ultra


ALLOY WHEEL



8J*19



7J*18



The images shown are for illustration purposes only and may not be the exact representation of the product.

ORA 07 PARAMETER CONFIGURATION

CONFIGURATION	LONG RANGE ULTRA	PERFORMANCE
Overall Length (mm)	4871	
Overall Width (mm)	1862	
Overall Height (mm)	1500	
Wheelbase (mm)	2870	
Minimum Turning Radius (m)	5.75	
Ground Clearance (mm)	125	
Rear Trunk Capacity (L)	333	
TRACTION MOTOR		
Drivetrain	Front Drive	All-Wheel Drive
Motor Type	Permanent Magnet Synchronous Motor	
Maximum Power	150kW (204PS)	300kW (408PS)
Maximum Torque	340Nm	680Nm
Top Speed	170KM/H	180KM/H
EV PERFORMANCE		
Acceleration 0-100km/h (s)	7.9s	4.3s
Electric Driving Range NEDC (km)	640km	550km
Seating Capacity	5	
Battery Type	Ternary Lithium Battery	
Battery Capacity (kWh)	83.499	
CHASSIS		
Front Suspension	Macpherson	
Rear Suspension	Multi-Link	
Front Disc Brake	Ventilated Disc Brake	
Rear Disc Brake	Disc Brake	
Front Calliper	Silver	Red
Rear Calliper	Sliver	Red
Wheel Size	18"	19"
Tyre Size	235/50 R18	235/45 R19
Hankook Ventus S1 Evo 3 EV	•	-
Michelin Pilot Sport EV	-	•

CONFIGURATION

NEW ENERGY			EXTERIOR CONFIGURATION		
AC Charging Port – Type 2 (11kW)	•	•	Electric Adjustable and Folding Side Mirror with Heating	•	•
DC Charging Port – CCS2 (88kW)	•	•	Rear Windscreen with Electric Heating and Defrosting	•	•
Charging Speed (88kW)	30-80% SCD: 32 min		Auto Windows with Anti-trap	•	•
Charging Speed (11kW)	0-100% SDC: 15 Hour		Acoustic Glass: Front Door, Front Windshield	•	•
V2L Function (kW)	3.3		Rear Windshield Gradient Film	•	•
Regenerative Braking (Low, Normal & High)	•	•	Electric Retractable Spoiler	•	•
More Elec Sound Reminder (VSG)	•	•	Hidden Door Handle	•	•
Single Pedal Control	•	0	Inductive Electric Tailgate	•	•
Intelligent Quick-start System	•	•	Active Air Intake Grille	•	•
SAFETY & SECURITY			Panoramic Glass Roof	•	•
Front Airbags- Drive & Front Passenger	•	•	Auto Sensing Wiper	•	•
Side Airbags – Drive & Front Passenger	•	•	LIGHTING CONFIGURATION		
Side Curtain Airbags – Front & Rear Passenger	•	•	LED Headlamp	•	•
Front Seat Belt – Pre-tensionable, Load Limiter & CLT	•	•	Auto Headlight (Follow Me Home)	•	•
Seat Belt Reminder (Front & Rear)	•	•	LED Daytime Running Light (DRL)	•	•
Event Data Recorder (EDR)	•	•	High Beam Assist (HMA)	•	•
Electronic Park Break (EPB)	•	•	Mood Lamp Partition	•	•
Auto Door Lock	•	•	LED Rear Fog Lamp	•	•
Front Parking Sensor	6	6	LED Taillight	•	•
Rear Parking Sensor	6	6	INTERIOR CONFIGURATION		
360° Surrounding Camera	•	•	Colour: Black	•	-
Integration Intelligent Parking (IIP)	•	•	Colour: Brown	0	•
Adaptive Cruise Control (ACC)	•	•	Sunvisors with Mirror and Beauty Lamp	•	•
Intelligent Cruise Assistance (ICA)	•	•	Leather Steering Wheel	•	•
Traffic Jam Assist (TJA)	•	•	Auto-dimming Rear View Mirror	•	•
Front Collision Warning (FCW)	•	•	Rear Grab Handle	•	•
Auto Emergency Braking (AEB)	•	•	Trunk Luggage Board	•	•
Auto Emergency Braking-Pedestrians (AEB-P)	•	•	PM 2.5 Dust Filter	•	•
Auto Emergency Braking-Bicycle (AEB-B)	•	•	Console Lift Cup Holder	•	•
Parking Distance Control (PDC)	•	•	Driver Seat 6-way Electric Adjustable	•	•
Rear Cross Traffic Alert (RCTA)	•	•	Passenger Seat 4-way Electric Adjustable	•	•
Rear Cross Traffic Alarting-Brackerta (RCTB)	•	•	Driver Seat with Position Memory	•	•
Lane Departure Warning (LDW)	•	•	Driver Seat with Welcome Function	•	•
Lane Keeping Assist (LKA)	•	•	Front Seats Ventilation	•	•
Emergency Lane Keeping Assist (ELK)	•	•	Front Seats Massage	•	•
Intelligent Evade (IE)	•	•	6:4 Rear Folding Seat	•	•
Lane Change Assistant (LCA)	•	•	Synthetic Leather Seat	•	•
Traffic Sign Recognition (TSR)	•	•	Rear Seat Adjustable Headrest	•	•
Overspeed Alert	•	•	Rear Row Central Armrest (With Dual Cup Holder)	•	•
Intelligent Speed Alerting (ISA)	•	•	Rear Air Condition Vent	•	•
Secondary Collision Mitigation (SCM)	•	•	12V Accessory Socket	•	•
Auto Collision Unlock	•	•	Driver Window - One-touch Lifting + Safety + Auto	•	•
Emergency Signal System (ESS)	•	•	Passenger Window- One-touch Lifting + Safety + Auto	•	•
Adaptive Brake Assist (ABA)	•	•	Rear Window - One-touch Lifting + Safety + Auto	•	•
Tyre Pressure Monitoring System (TPMS)	•	•	Auto A/C	•	•
Door Opening Warning (DOW)	•	•	Air Quality System (AQ5)	•	•
Rear Collision Warning (RCW)	•	•	Auto Front Defogging System	•	•
AEB Junction Assist	•	•	Ambient Light: Multicolour Rhythm	•	•
Emergency Braking at Low Speed (L-AEB)	•	•	MULTIMEDIA		
Front Radar Auto Turn-on at Low Speed	•	•	Driver Keyless Entry	•	•
Blind Spot Detection (BSD)	•	•	W-HUD	•	•
Antilock Brake System (ABS) + Electronic Brakeforce Distribution (EBD) + Traction Control System (TCS) + Electronic Stability Control (ESC) + Roll Movement Intervention (RMI)	•	•	10.25" Full Size Cluster + Light Adjust	•	•
Electronic Stability Program (ESP)	•	•	Super I Space (Sweet Mode & Cave Time)	•	•
Up Hill Assist Control	•	•	Two Smart Keys	•	•
Brake Electronic Booster	•	•	Bluetooth	•	•
Auto-hold	•	•	AV System +MP5	•	•
Car Wash Mode: Auto Close All Window, Side Mirror, Spoiler	•	•	11 INFINITY Speakers	•	•
Tyre Repair Kit	•	•	12.3" Coloured Multi-touch Screen	•	•
CHASSIS STEERING			USB Port for Front & Rear Passenger (USB A & USB C)	•	•
COLUMN Shift Electronic Gear Shifter	•	•	USB Port For Driving Recorder	•	•
Electronic Power Steering (EPS)	•	•	Apple Carplay (Wired & Wireless)	•	•
Manual Adjustment of Steering Wheel (4 Directions)	•	•	Android Auto (Wired & Wireless)	•	•
Driving Mode: NORMAL, WELL-BEING, SPORT, ECO, INDIVIDUAL	•	•	** stands for standard configuration; "-" for no such configuration; "0" for optional configuration. Optional Brown Interior requires an additional RM 2,500.00. This catalog is compiled according to the vehicle configurations at the time of printing. Given that GWM is seeking for vehicle modifications and improvement, some configurations and specifications of models sold in the market may be different from those in this catalog.		
Driving Mode: TURBO MODE	-	•			
Steering Mode: Light, Comfort, Sport	•	•			

Notice

The specifications, product information or images displayed herein are for illustration purposes. Some of the product and service information, illustrations and images contained herein may have been prepared for generic use and the actual products may vary from those displayed herein, owing to technical limitations.

The illustrations may show accessories, optional equipment or other features which are not part of the standard specification or service scope available in Malaysia. The company reserves the right to change all information, specifications, and grades without prior notice. For safety and efficiency in use, please refer to the manual before use. The company shall not be responsible for discrepancies or differences between the illustrations displayed in this Specification & Standard Equipment and the actual product.

Vehicle charging time may varies depends on external factors such as the environmental conditions remaining battery level and the power/voltage of the charging outlet, etc.